

Stephen Decatur Elementary School

3500 Academy Road
Philadelphia, PA 19154

1st Grade Supply List:

- Your child's School District of Philadelphia issued Chromebook
- 1 sturdy school bag (large enough to fit a folder)
- 1 **one-inch** standard view binder with two interior pockets and a transparent overlay on the outside
- 5 plastic folders with pockets (**MEAD or Five Star** brand and **three hole punched on front/back cover to be placed in a binder**) in red, blue, yellow, black, and green
- 1 marble composition notebook
- 2 primary journals (space to draw on top and double lines to write below)
- 2 reams of white **COPY** paper (plain/no lines)
- 1 pack of #2 pencils (preferably Ticonderoga Brand)
- 2 boxes of 24 Crayola crayons
- 1 box of colored pencils
- 1 pack of Crayola markers
- 1 pack (4) **black EXPO** dry erase markers
- 1 large Elmer's glue stick
- 2 large pink eraser
- 1 large pencil case to hold all supplies
- 1 pair of headphones (**THIS IS A MUST. Students use computers daily.**) ***No Ear Buds please**
- 2 containers of disinfecting wipes
- 1 box of tissues
- 1 roll of paper towels
- 1 bottle of hand sanitizer (**boys only**)
- 1 container of baby wipes (**girls only**)

Please look on ClassDojo prior to the first day of school for a schedule of when to send in your child's supplies.

All supplies **MUST BE LABELED with your child's name*

Stephen Decatur Elementary School
3500 Academy Road
Philadelphia, PA 19154
215-400-3050

June 2022

Dear Incoming First Graders and Parents,

Welcome to First Grade! We are looking forward to having you in our classes! The best ways to get ready for First Grade are to:

- Practice and be able to write your first and last name without help. Only the 1st letter of your first name, and the 1st letter of your last name should be capitalized. All other letters in your name should be lowercase.
- Practice and master all of the alphabet sounds Link: <https://youtu.be/36IBDpTRVNE>
- Practice the First Grade sight words
- Have someone read to you daily
- Practice great penmanship - use capital and lowercase letters appropriately
- Practice your math skills - knowing your math facts to 10 or even 20 would give you a great head start. Check out Xtramath.org to practice for free!

We understand that you will need your parents to help you read some of the pages and to help you with some of the activities. You will see words that you cannot read yet. We want you to understand the meaning of the words, but we do not expect you to be able to read or spell all of the words just yet. There are also bonus activities included on the calendar for each summer month. You are not required to do these activities, but it is strongly encouraged. We are sure that you and your family will have fun with the projects and activities!

Our goal is that you have an enjoyable summer, while also continuing to learn and preparing yourself for First Grade. Our official start date together will be August 29, 2022.

This summer, don't forget to play outside, practice tying your shoes, and soak up the summer vacation! We look forward to meeting all of you and spending the 2022-2023 academic year together.

Sincerely,

Miss Syzmanik Rm. 100

Ms. Stiles Rm. 101

Ms. Rivera Rm. 102

Ms. MacHugh Rm. 104

Incoming 1st Grade Summer Reading Requirements

Please read to someone, or have someone read to you as often as possible. Mark a smiley face on the dates that you listen to a story. Mark a star on the dates when **YOU** read to someone. We want to see at least three listens and three reads each month.

Your child may use the School District portal to read and listen to books on the BookFlix program. (Your child's library card # may be needed.) To access this free program, follow these steps.

- 1) Go to www.philasd.org/login and login with the student information
- 2) Click on the Message Center
- 3) Scroll down to the Power Library icon
- 4) Click on the Power Kids link
- 5) Click on BookFlix and then listen and read

Writing: During the months of June, July and August, you must write **6 journal entries total**. Your journal entries can be about any topic, but they should include a colorful picture and at least 3 neatly written sentences. Please use one of your first grade primary composition journals from the supply list to complete your journal entries. Please bring the primary journal with the completed journal entries to school on the first day. This book will be used more throughout the school year for different writing activities.

Parents, please help your child with their journal writing. You can do this by asking your child to make the sounds that they hear in each word, and have them write down the letter that makes those sounds. (E.g. a child may write the letters "dans" for dance) This is called phonetic spelling and if they can do this, they are on the right track to writing success!

In addition to the reading/writing assignment, your child **MUST COMPLETE** the First Grade Math packet in its entirety.

These assignments **MUST** be turned in during the first week of school in order to earn a prize. These assignments will also be used as your child's first reading, writing, and math grade.

Students, please ask an adult to help you learn how to tie your shoes this summer! It will get easier each time you practice. Have a great summer!

Summer Writing Assignment Rubric

# of Entries	6 Entries	4 Entries	2 Entries	0 Entries
	100%	85%	70%	59%

June 2022

Sunday	Monday	Tuesday	Wednesday	Thursday	Friday	Saturday
			1	2	3	4
5	6	7	8	9	10	11
12	13	14 <u>Last Day of School!</u>	15	16	17	18
19	20 Practice your alphabet sounds!	21	22 Practice your math addition facts within 10.	23	24 Practice writing your first and last name neatly.	25

26	27 Study the first grade sight words!	28	29 Practice tying your shoes!	30		
----	--	----	----------------------------------	----	--	--

Notes:

Don't forget to read at least 3 books this month. You should have at least 2 journal entries by the end of the month. You can write about whatever you want, but here are some ideas: What's your favorite ice cream flavor and why? Who is your favorite Superhero or Princess and why? What was your favorite book that you read this month?

July 2022

Sunday	Monday	Tuesday	Wednesday	Thursday	Friday	Saturday
					1 Practice your math subtraction facts within 10.	2
3	4 Practice your alphabet sounds!	5	6 Practice your math addition facts within 10.	7	8 Practice writing your first and last name neatly.	9
10	11 Study the first grade sight words!	12	13 Practice tying your shoes!	14	15 Practice your math subtraction facts within 10.	16
17	18 Practice your alphabet	19	20 Practice your math addition	21	22 Practice writing your	23

	0*+1203		5\$%&O!6'&.'1! 789!		5'#O!\$12!,\$O! 1\$4 (!1 (\$&,)3!	
24	25 ; &+2)!& . (! 5'#O! : #2 (! 0' : .&!6 *#203	26! !	27 " #S%&'% (!&)'1 : !) *+#!O . * (O3!	28	29 " #S%&'% (!) *+#! 4\$& . ! O+ / &#S%&' * 1! 5\$%&O!6'&.'1! 789!	30!
31	Notes: Don't forget to read at least 3 books this month. You should have at least 2 more journal entries by the end of the month, for a total of 4. You can write about whatever you want, but here are some ideas: What's something fun you did this summer? What was your favorite book from this month? If you could have any animal for a pet, what would you pick?					

August 2022

Sunday	Monday	Tuesday	Wednesday	Thursday	Friday	Saturday
	1 " #S%&'% (!) *+#! \$,- . \$ / (&! 0*+1203! !	2! !	3 " #S%&'% (!) *+#! 4\$& . !22'&' * 1! 5\$%&O!6'&.'1! 789! !	4	5 ! " #S%&'% (! 6#'&'1 :!) *+#! 5'#O!\$12!,\$O! 1\$4 (!1 (\$&,)3! !	6
7	8 ; &+2)!& . (! 5'#O! : #2 (! 0' : .&!6 *#203!	9! !	10 ! " #S%&'% (!&)'1 : !) *+#!O . * (O3!	11	12 ! " #S%&'% (!) *+#! 4\$& . ! O+ / &#S%&' * 1! 5\$%&O!6'&.'1! 789!	13
14	15 " #S%&'% (!) *+#! \$,- . \$ / (&! 0*+1203! !	16!	17 ! " #S%&'% (!) *+#! 4\$& . !22'&' * 1! 5\$%&O!6'&.'1! 789! !	18	19 " #S%&'% (! 6#'&'1 :!) *+#! 5'#O!\$12!,\$O! 1\$4 (!1 (\$&,)3! !	20
21	22 ; &+2)!& . (! 5'#O! : #2 (! 0' : .&!6 *#203! !	23 ! ! ! !	24 " #S%&'% (!&)'1 : !) *+#!O . * (O3! !	25	26 " #S%&'% (!) *+#! 4\$& . ! O+ / &#S%&' * 1! 5\$%&O!6'&.'1!	27

					10.	
28	29 First Day of School!	30	31			

Notes:

Don't forget to read at least 3 books this month. You should have at least 2 more journal entries by the end of the month for a total of 6. You can write about whatever you want, but here are some ideas: What's your favorite color? Why? If you had a superpower what would it be? What do you want to learn in first grade?

Kindergarten Sight Words to Master

the	to	of	from	four	into	one
you	said	have	do	love	was	what
my	two	when	they	who	come	where
are	eight	When you know all of these words you can start practicing the first grade words!				

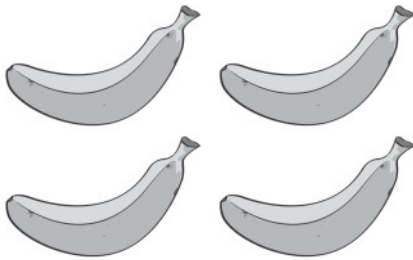
First Grade Sight Words to Practice

your	color	friend	their	there	some	does
goes	been	put	want	done	one	sure
don't	won't	bought	brought	fought	thought	could
should	would	school	says	give	have	live

people	eye	move	any	many	another	brother
mother	other	only	something	answer	were	early
earth	heard	learn	word	work	world	once
today	together	tomorrow	again	four	country	because
America	animal	change	danger	stranger	often	enough
rough	tough	every	very	father	through	


A great way to practice these words is by writing them on flash cards to read. You can practice spelling them and using them in sentences while writing too. The more you practice, the easier they will be to read and write.

1. How many bananas are there?



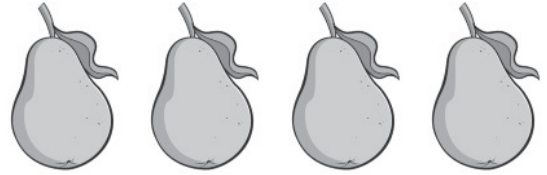
- (A) 2
- (B) 3
- (C) 4
- (D) 5

2. How many birds are there?



- (A) 7
- (B) 8
- (C) 9
- (D) 10

3. Which group of apples is greater in number than the group of pears?



4. Which number is less than the number on the card?

5


- (A) 9
- (B) 8
- (C) 6
- (D) 4

5. Which sentence tells about adding the groups of baseballs?



- (A) 2 and 4 is 6.
- (B) 2 and 5 is 7.
- (C) 2 and 6 is 8.
- (D) 2 and 7 is 9.

6. Which number tells how many are left?



- (A) 3
- (B) 4
- (C) 5
- (D) 6

7. Tom puts 3 eggs on a table. Then he puts 3 more eggs on the table. Which tells how many eggs he puts on the table in all?



- (A) 3 in all
- (B) 4 in all
- (C) 5 in all
- (D) 6 in all

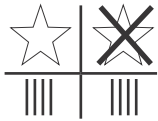
8. Which equation matches the picture?



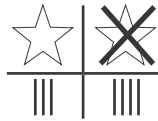
- (A) $8 = 1 + 7$
- (B) $8 = 2 + 6$
- (C) $8 = 4 + 4$
- (D) $9 = 2 + 7$

Name _____


9. Which chart shows how many stars are white and how many stars are NOT white?



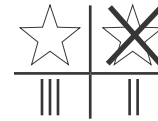
(A)



(B)

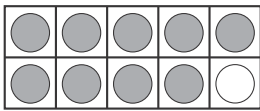


(C)

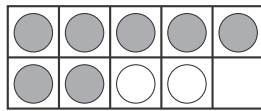


(D)

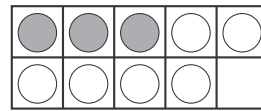
10. Which shows $9 + 1$?



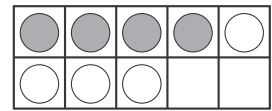
(A)



(B)



(C)



(D)

11. Which equation matches the picture?



(A) $8 - 3 = 5$

(B) $7 - 2 = 5$

(C) $6 - 2 = 4$

(D) $5 - 3 = 2$

12. Which number is greater than the number on the card?

7

(A) 5

(B) 6

(C) 7

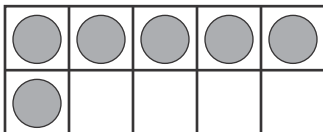
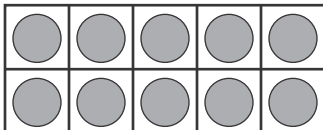
(D) 8

13. Which number tells how many?




- (A) 14
- (B) 15
- (C) 16
- (D) 17

14. Which equation matches the counters in the double ten-frame?



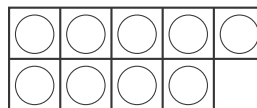
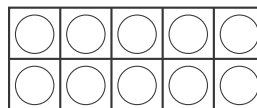
- (A) $18 = 10 + 8$
- (B) $17 = 10 + 7$
- (C) $16 = 10 + 6$
- (D) $15 = 10 + 5$

15. Which number tells how many cubes?



- (A) 40
- (B) 50
- (C) 60
- (D) 70


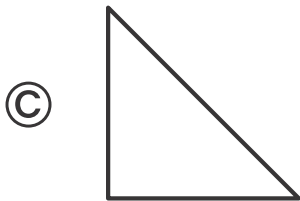
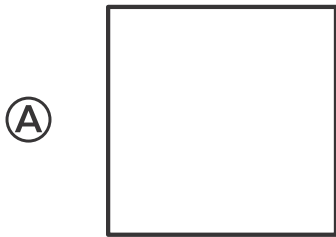
16. Which numbers complete the equation and match the counters in the double ten-frame?



_____ + _____ = 19

- (A) 10 and 6
- (B) 10 and 7
- (C) 10 and 8
- (D) 10 and 9

17. Which shape is NOT a square?




18. Which object is longer than the other objects?



19. Which shows 12?



20. Count the ants by tens and then by ones. Which number tells how many?



(A) 44

(B) 45

(C) 46

(D) 47

Name _____

21. Which shape can be built using the solid figures at the right?




(A)



(B)

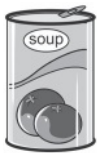


(C)




(D)

22. Which object is NOT solid?



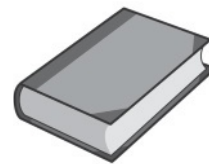
(A)



(B)

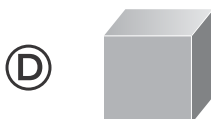


(C)



(D)

23. Which solid figure does NOT have a flat surface?



24. Which tool can measure how much the container holds?

